













Federation pupil survey spring 19






1. Which year group are you in?

		Response Percent	Response Total					
1	EYFS		17.11% 13					
2	1		14.47% 11					
3	2		11.84% 9					
4	3		7.89% 6					
5	4		13.16% 10					
6	5		17.11% 13					
7	6		18.42% 14					
Analysis	Mean:	4.11	Std. Deviation:	2.17	Satisfaction Rate:	51.75	answered	76
	Variance:	4.7	Std. Error:	0.25			skipped	1






2. I enjoy school

		Response Percent	Response Total					
1	All the time		53.25% 41					
2	Most of the time		35.06% 27					
3	Some of the time		7.79% 6					
4	Almost never		2.60% 2					
5	Never		1.30% 1					
Analysis	Mean:	1.64	Std. Deviation:	0.84	Satisfaction Rate:	15.91	answered	77
	Variance:	0.7	Std. Error:	0.1			skipped	0





3. Teachers help me to do my best

		Response Percent	Response Total					
1	In every lesson		53.25% 41					
2	In most lessons		28.57% 22					
3	In some lessons		11.69% 9					
4	In very few lessons		5.19% 4					
5	In none of my lessons		1.30% 1					
Analysis	Mean:	1.73	Std. Deviation:	0.95	Satisfaction Rate:	18.18	answered	77
	Variance:	0.9	Std. Error:	0.11			skipped	0






4. My teachers give me work that challenges me

						Response Percent	Response Total	
1	In every lesson					23.38%	18	
2	In most lessons					46.75%	36	
3	In some lessons					24.68%	19	
4	In very few lessons					2.60%	2	
5	In none of my lessons					2.60%	2	
Analysis	Mean:	2.14	Std. Deviation:	0.89	Satisfaction Rate:	28.57	answered	77
	Variance:	0.8	Std. Error:	0.1			skipped	0


5. My teacher makes sure everyone understands things

						Response Percent	Response Total	
1	In every lesson					83.12%	64	
2	In most lessons					10.39%	8	
3	In some lessons					3.90%	3	
4	In very few lessons					2.60%	2	
5	In none of my lessons					0.00%	0	
Analysis	Mean:	1.26	Std. Deviation:	0.65	Satisfaction Rate:	6.49	answered	77
	Variance:	0.43	Std. Error:	0.07			skipped	0




6. I enjoy learning at school

						Response Percent	Response Total	
1	All the time					58.44%	45	
2	Most of the time					25.97%	20	
3	Some of the time					11.69%	9	
4	Almost never					2.60%	2	
5	Never					1.30%	1	
Analysis	Mean:	1.62	Std. Deviation:	0.88	Satisfaction Rate:	15.58	answered	77
	Variance:	0.78	Std. Error:	0.1			skipped	0




7. Teachers listen to what I have to say in lessons

						Response Percent	Response Total
1	Strongly agree					49.35%	38




7. Teachers listen to what I have to say in lessons

						Response Percent	Response Total	
2	Agree					44.16%	34	
3	Neither agree nor disagree					3.90%	3	
4	Disagree					2.60%	2	
5	Strongly disagree					0.00%	0	
Analysis	Mean:	1.6	Std. Deviation:	0.69	Satisfaction Rate:	14.94	answered	77
	Variance:	0.47	Std. Error:	0.08			skipped	0

8. There is an adult at school I can talk to if something is worrying me

						Response Percent	Response Total	
1	Strongly agree					77.92%	60	
2	Agree					20.78%	16	
3	Neither agree nor disagree					1.30%	1	
4	Disagree					0.00%	0	
5	Strongly disagree					0.00%	0	
Analysis	Mean:	1.23	Std. Deviation:	0.45	Satisfaction Rate:	5.84	answered	77
	Variance:	0.21	Std. Error:	0.05			skipped	0



9. 9. The behaviour of other pupils in my lessons is good

						Response Percent	Response Total	
1	All the time					38.16%	29	
2	Most of the time					39.47%	30	
3	Some of the time					22.37%	17	
4	Almost never					0.00%	0	
5	Never					0.00%	0	
Analysis	Mean:	1.84	Std. Deviation:	0.76	Satisfaction Rate:	21.05	answered	76
	Variance:	0.58	Std. Error:	0.09			skipped	1




10. The behaviour of other pupils around school is good

						Response Percent	Response Total
1	All of the time					34.67%	26
2	Most of the time					52.00%	39





10. The behaviour of other pupils around school is good

						Response Percent	Response Total	
3	Some of the time					12.00%	9	
4	Almost never					1.33%	1	
5	Never					0.00%	0	
Analysis	Mean:	1.8	Std. Deviation:	0.69	Satisfaction Rate:	20	answered	75
	Variance:	0.48	Std. Error:	0.08			skipped	2


11. My teachers encourage me to be friendly towards other pupils.

						Response Percent	Response Total	
1	Strongly agree					71.05%	54	
2	Agree					27.63%	21	
3	Neither agree nor disagree					0.00%	0	
4	Disagree					1.32%	1	
5	Strongly disagree					0.00%	0	
Analysis	Mean:	1.32	Std. Deviation:	0.54	Satisfaction Rate:	7.89	answered	76
	Variance:	0.3	Std. Error:	0.06			skipped	1





12. Is bullying a problem at your school?

						Response Percent	Response Total	
1	It doesn't happen					88.31%	68	
2	It happens and teachers are really good at resolving it					7.79%	6	
3	It happens and teachers are good at resolving it					1.30%	1	
4	It happens and teachers are not good at resolving it					2.60%	2	
5	It happens and teachers do nothing about it					0.00%	0	
Analysis	Mean:	1.18	Std. Deviation:	0.57	Satisfaction Rate:	4.55	answered	77
	Variance:	0.33	Std. Error:	0.07			skipped	0

13. I feel safe when I am at school

						Response Percent	Response Total
1	All the time					82.89%	63

13. I feel safe when I am at school

						Response Percent	Response Total	
2	Most of the time					9.21%	7	
3	Some of the time					2.63%	2	
4	Almost never *					2.63%	2	
5	Never					2.63%	2	
Analysis	Mean:	1.33	Std. Deviation:	0.86	Satisfaction Rate:	8.22	answered	76
	Variance:	0.75	Std. Error:	0.1			skipped	1

14. If you chose almost never or never, what makes you feel unsafe at school

			Response Percent	Response Total
1	Open-Ended Question		100.00%	11
1	25/03/2019 13:38 PM ID: 112342720	nothing		
2	25/03/2019 13:38 PM ID: 112342721	The bullying and maybe someone could upset you and you scared and your upset		
3	25/03/2019 13:38 PM ID: 112343590	The bullying and maybe someone could upset you and you scared and your upset		
4	25/03/2019 13:40 PM ID: 112342849	That I might loose all my gold time		
5	25/03/2019 13:41 PM ID: 112342970	never		
6	25/03/2019 13:43 PM ID: 112344062	nothing		
7	25/03/2019 13:44 PM ID: 112343973	Getting hurt		
8	25/03/2019 13:44 PM ID: 112344006	nothing		
9	25/03/2019 13:47 PM ID: 112344049	Never		
10	27/03/2019 13:36 PM ID: 112586880	never		
11	27/03/2019 13:37 PM ID: 112588038	never		
			answered	11
			skipped	66

15. My school encourages me to look after my physical health. (for example healthy eating and fitness)

			Response Percent	Response Total
1	Strongly agree		70.13%	54

15. My school encourages me to look after my physical health. (for example healthy eating and fitness)

						Response Percent	Response Total	
2	Agree					23.38%	18	
3	Neither agree nor disagree					3.90%	3	
4	Disagree					1.30%	1	
5	Strongly disagree					1.30%	1	
Analysis	Mean:	1.4	Std. Deviation:	0.74	Satisfaction Rate:	10.06	answered	77
	Variance:	0.55	Std. Error:	0.08			skipped	0

16. My school encourages me to look after my physical health. (for example healthy eating and fitness)

						Response Percent	Response Total	
1	Strongly agree					71.05%	54	
2	Agree					25.00%	19	
3	Neither agree nor disagree					2.63%	2	
4	Disagree					1.32%	1	
5	Strongly disagree					0.00%	0	
Analysis	Mean:	1.34	Std. Deviation:	0.6	Satisfaction Rate:	8.55	answered	76
	Variance:	0.36	Std. Error:	0.07			skipped	1




17. My school encourages me to look after my emotional and mental health

						Response Percent	Response Total	
1	Strongly agree					68.00%	51	
2	Agree					26.67%	20	
3	Neither agree nor disagree					2.67%	2	
4	Disagree					2.67%	2	
5	Strongly disagree					0.00%	0	
Analysis	Mean:	1.4	Std. Deviation:	0.67	Satisfaction Rate:	10	answered	75
	Variance:	0.45	Std. Error:	0.08			skipped	2




18. I take part in school activities outside of lessons, like clubs, sports, music and art

						Response Percent	Response Total
1	Very frequently					43.42%	33
2	Frequently					23.68%	18





18. I take part in school activities outside of lessons, like clubs, sports, music and art

						Response Percent	Response Total	
3	Sometimes					13.16%	10	
4	Not very often					6.58%	5	
5	Never					13.16%	10	
Analysis	Mean:	2.22	Std. Deviation:	1.4	Satisfaction Rate:	30.59	answered	76
	Variance:	1.96	Std. Error:	0.16			skipped	1



19. My school encourages me to be independent and to take on responsibilities

						Response Percent	Response Total	
1	Strongly agree					67.11%	51	
2	Agree					28.95%	22	
3	Neither agree nor disagree					3.95%	3	
4	Disagree					0.00%	0	
5	Strongly disagree					0.00%	0	
Analysis	Mean:	1.37	Std. Deviation:	0.56	Satisfaction Rate:	9.21	answered	76
	Variance:	0.31	Std. Error:	0.06			skipped	1



20. My school encourages me to respect people from other backgrounds and to treat everyone equally

						Response Percent	Response Total	
1	Strongly agree					74.67%	56	
2	Agree					22.67%	17	
3	Neither agree nor disagree					0.00%	0	
4	Disagree					1.33%	1	
5	Strongly disagree					1.33%	1	
Analysis	Mean:	1.32	Std. Deviation:	0.68	Satisfaction Rate:	8	answered	75
	Variance:	0.46	Std. Error:	0.08			skipped	2

21. QUESTION FOR YR 2,3,4,5 AND 6 My school provides me with information about my next steps(for example: moving year group or school)

						Response Percent	Response Total
1	Yes, but it was too much information and was not helpful					17.31%	9
2	Yes, I received the right amount of information that was helpful					76.92%	40

21. QUESTION FOR YR 2,3,4,5 AND 6 My school provides me with information about my next steps(for example: moving year group or school)

						Response Percent	Response Total	
3	Yes, but there wasn't enough information that was helpful *					1.92%	1	
4	No, I haven't received any information *					3.85%	2	
Analysis	Mean:	1.92	Std. Deviation:	0.58	Satisfaction Rate:	30.77	answered	52
	Variance:	0.34	Std. Error:	0.08			skipped	25



22. What information would you like to have received?

				Response Percent	Response Total
1	Open-Ended Question			100.00%	21
1	25/03/2019 13:38 PM ID: 112342720	good information			
2	25/03/2019 13:38 PM ID: 112342721	How your could change when you grow up.			
3	25/03/2019 13:38 PM ID: 112343590	How your could change when you grow up.			
4	25/03/2019 13:39 PM ID: 112342638	I like to have problems that includ every subject			
5	25/03/2019 13:40 PM ID: 112342891	Every thing I recived			
6	25/03/2019 13:44 PM ID: 112343973	Football 🏈			
7	25/03/2019 13:44 PM ID: 112344006	none			
8	25/03/2019 13:44 PM ID: 112343925	To say to keep going don't worry and people are proud of what you are doing.			
9	27/03/2019 10:11 AM ID: 112557527	More about second school and after that.			
10	27/03/2019 10:17 AM ID: 112558497	what would happen at high school.			
11	27/03/2019 10:24 AM ID: 112559848	about what will happen in secondary			
12	27/03/2019 10:29 AM ID: 112560801	about what will happen in secondary			
13	27/03/2019 10:37 AM ID: 112560919	none			
14	27/03/2019 11:25 AM ID: 112567848	none			
15	27/03/2019 13:28 PM ID: 112584007	more about what work would be like.			
16	27/03/2019 13:33 PM ID: 112586622	Next steps			














22. What information would you like to have received?

			Response Percent	Response Total
17	27/03/2019 13:34 PM ID: 112586979	what i can do next		
18	27/03/2019 13:35 PM ID: 112586604	I want to now more imformation about year six.		
19	27/03/2019 13:36 PM ID: 112586880	good information		
20	27/03/2019 13:37 PM ID: 112586844	I would like more information on how hard spellings will be.		
21	27/03/2019 13:37 PM ID: 112588038	good information		
			answered	21
			skipped	56




23. THIS QUESTION IS ABOUT OUR FEDERATION SCHOOL Do you like the activities we do when we go to our federation school?

						Response Percent	Response Total	
1	Yes					86.67%	65	
2	No					13.33%	10	
Analysis	Mean:	1.13	Std. Deviation:	0.34	Satisfaction Rate:	13.33	answered	75
	Variance:	0.12	Std. Error:	0.04			skipped	2




24. THIS QUESTION IS ABOUT OUR FEDERATION SCHOOL Can you pick your 3 favourite events we have done as a federation?

			Response Percent	Response Total
1	Swing dancing		7.79%	6
2	Visit to the waste park		2.60%	2
3	Victorian day		20.78%	16
4	Science day		28.57%	22
5	Football event		20.78%	16
6	Skateboard and scooter day		44.16%	34
7	Cross country		19.48%	15
8	Crucial crew		1.30%	1
9	High 5 netball		5.19%	4
10	Tag rugby		35.06%	27
11	Skipping		7.79%	6
12	Visit to the Panto		42.86%	33
13	Swimming		42.86%	33

24. THIS QUESTION IS ABOUT OUR FEDERATION SCHOOL Can you pick your 3 favourite events we have done as a federation?

						Response Percent	Response Total	
14	Going to cluster sports events					9.09%	7	
15	Harvest festival					2.60%	2	
16	Diversity day at Leyburn					1.30%	1	
Analysis	Mean:	24.47	Std. Deviation:	28.28	Satisfaction Rate:	143.64	answered	77
	Variance:	799.93	Std. Error:	3.22			skipped	0

25. I would recommend this school to a friend moving to the area

						Response Percent	Response Total	
1	Yes					80.26%	61	
2	Maybe					18.42%	14	
3	No					1.32%	1	
Analysis	Mean:	1.21	Std. Deviation:	0.44	Satisfaction Rate:	10.53	answered	76
	Variance:	0.19	Std. Error:	0.05			skipped	1